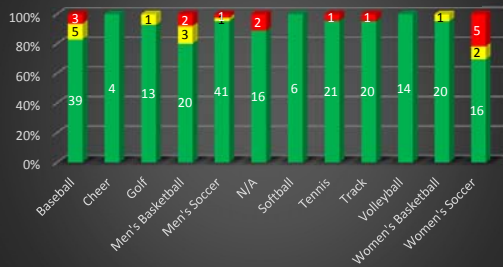
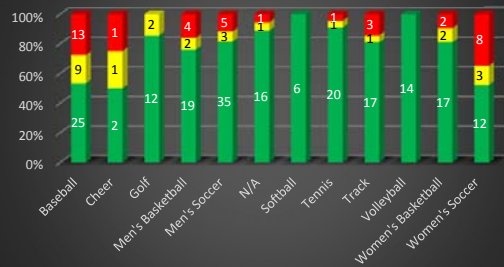


Week 1 Totals by At-Risk Category



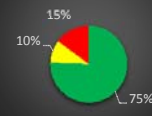
Week 3 Totals by At-Risk Category



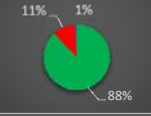
Week 1



Week 3



Course End

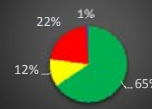


Year-to-Year Comparison

Week 5



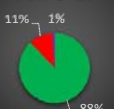
Week 7



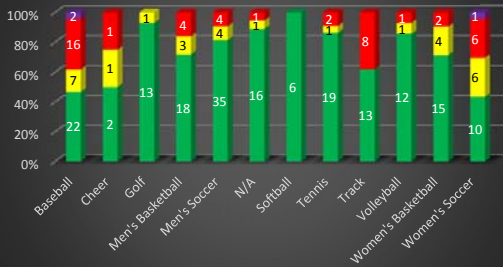
Fall B-16



Fall B-17



Week 5 Totals by At-Risk Category



Week 7 Totals by At-Risk Category



Student Success at Course End

