

# How to setup USW email on an iPhone device

## Step 1



Open the Settings app. 

Tap **Mail** to open Mail app settings.

Tap **Accounts**.

Tap on **Add Account**.

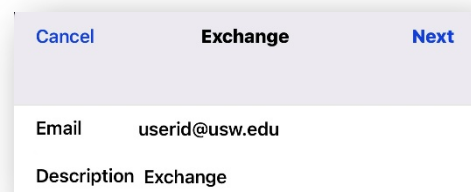
Select **Microsoft Exchange**.



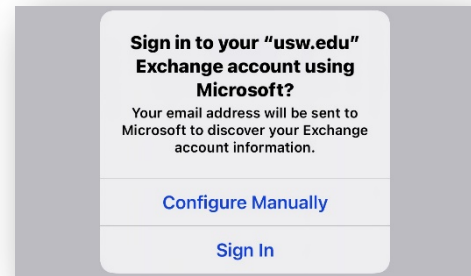
## Step 2

Enter your full email address and provide a description.

Tap **Next**.



Tap **Configure Manually**.



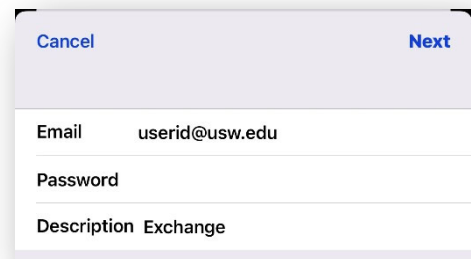
### Step 3

**Email:**

Verify your email is correct

**Password:**

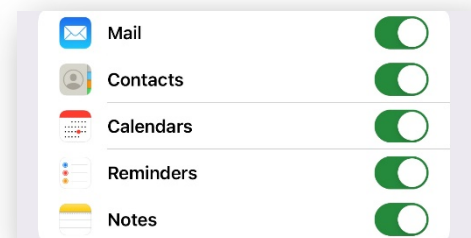
Enter your usual USW email password



Tap **Next**.

### Step 4

If prompted, you may Allow or Deny Exchange to access your **contacts, calendars, reminders, and notes**.



Your account is now set up. Tap **Done** to complete the setup process.